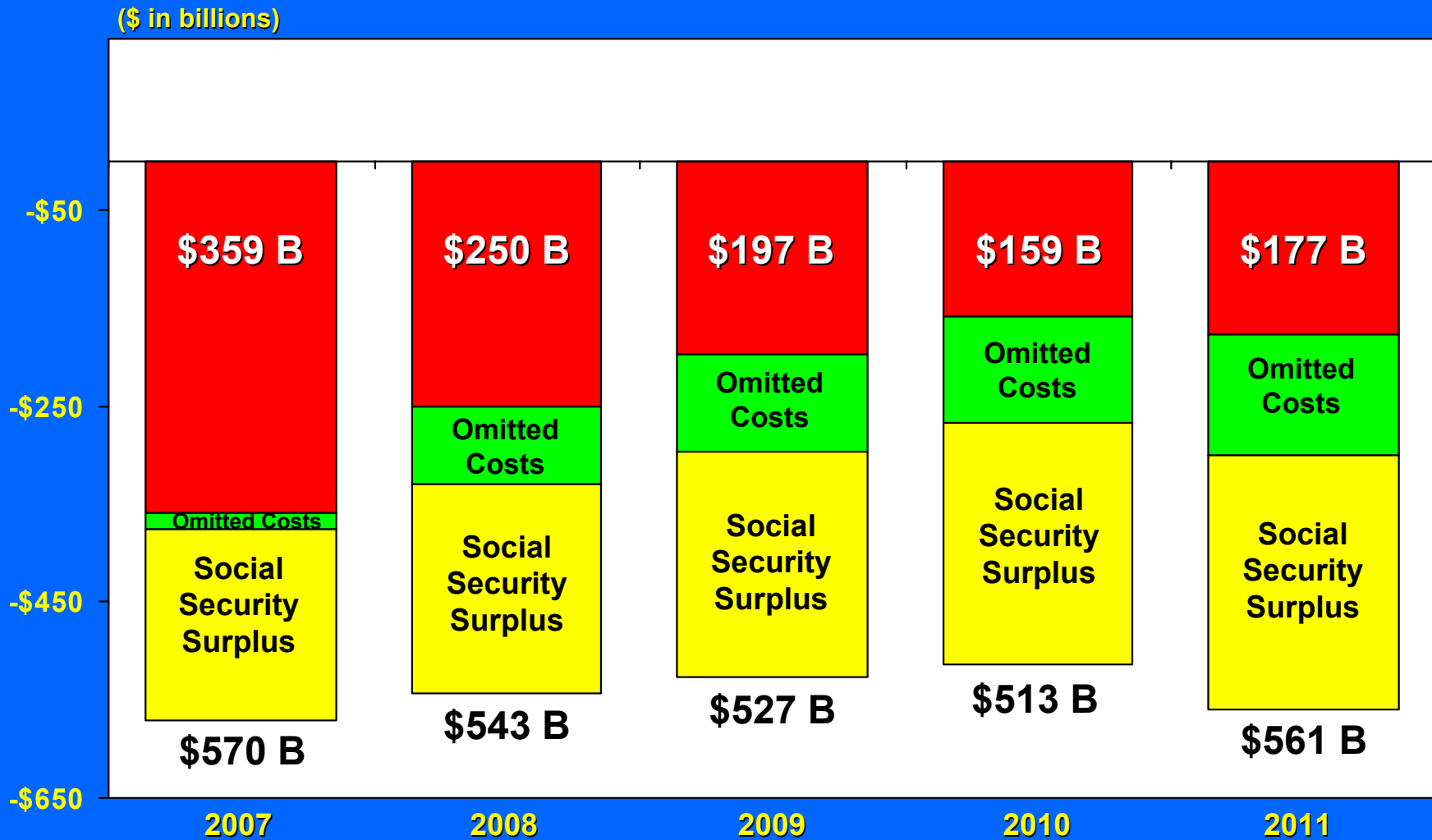


# What's Left Out of Bush Budget

- ✗ Full 10-Year Numbers**
- ✗ Ongoing Iraq Costs Beyond FY 2007**
- ✗ AMT Reform Beyond FY 2006**
- ✗ Spending Policy Details Beyond FY 2007  
(Discretionary)**

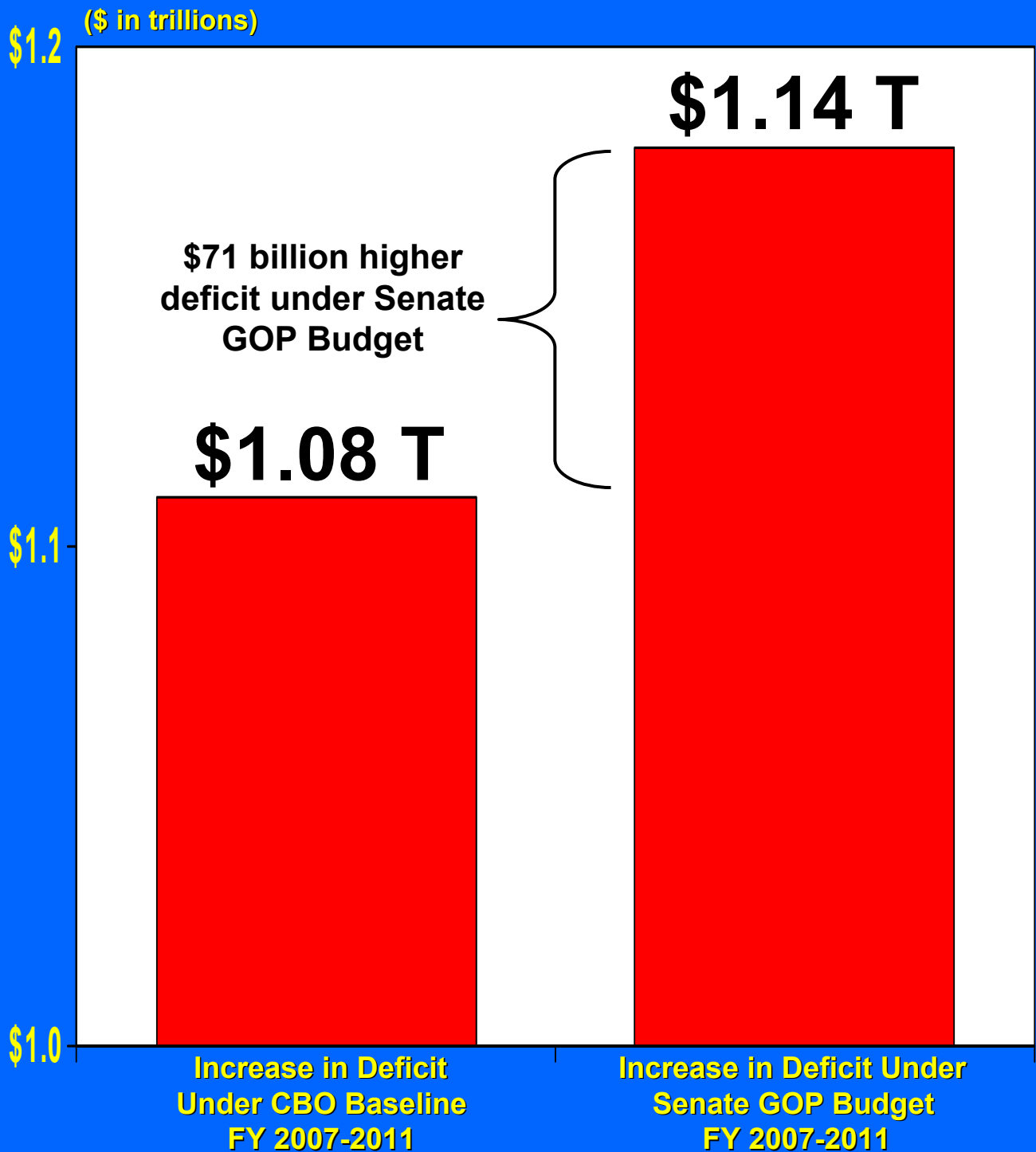
# Deficits Under Senate GOP Budget with AMT Reform, Ongoing War Costs, and Social Security Surplus Spent



Source: CBO

Note: Omitted costs include AMT reform and ongoing war costs.

# Senate GOP Budget: \$71 Billion Worse Than Doing Nothing

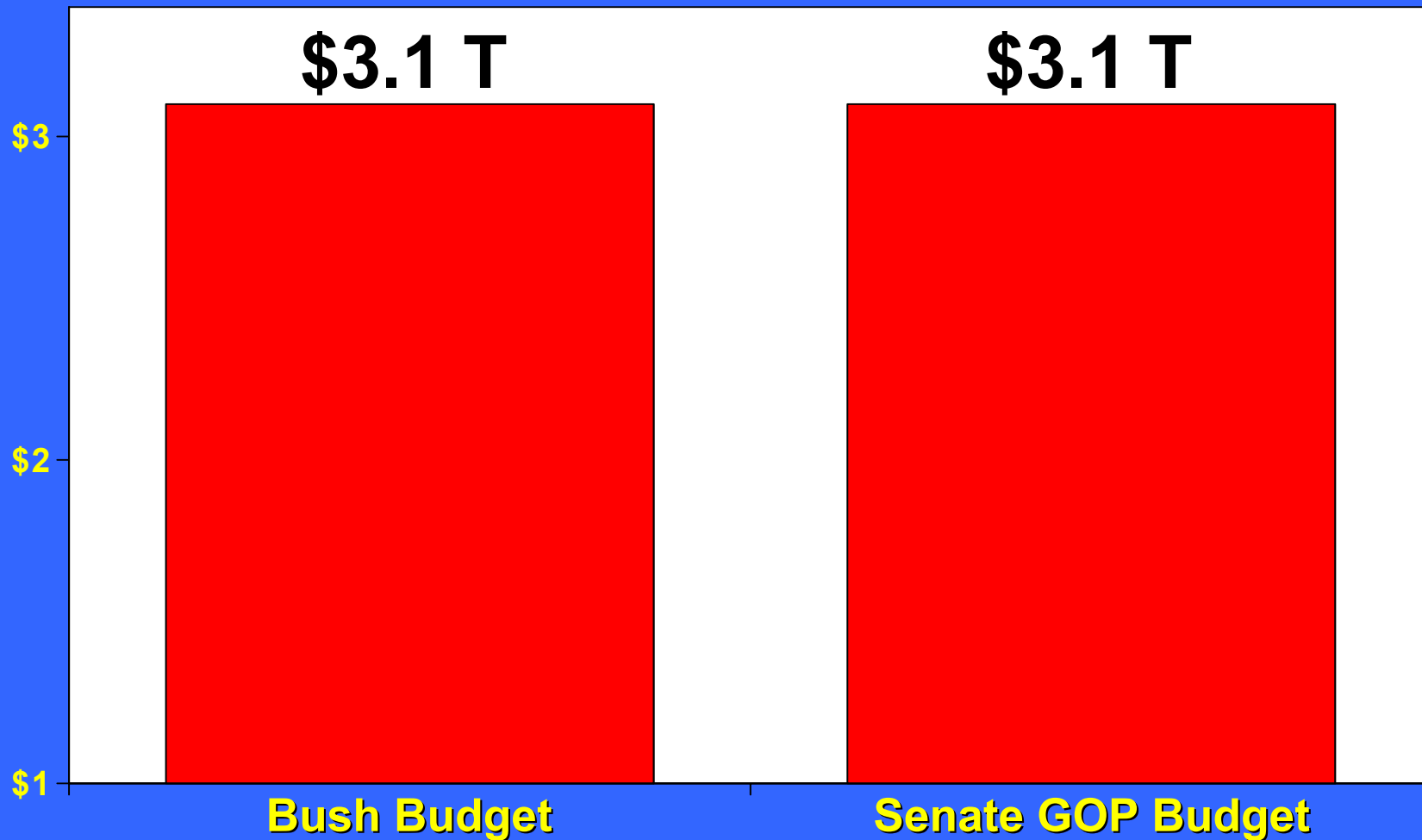


Source: Senate GOP Budget Resolution

# Increase in Gross Debt Under Senate GOP Budget the Same as Under Bush Budget

(Increase in Gross Debt Between 2006-2011)

(\$ in trillions)



Source: CBO and Senate GOP Budget Resolution

# Senate GOP Budget Increases Debt Every Year Over Five-Year Period

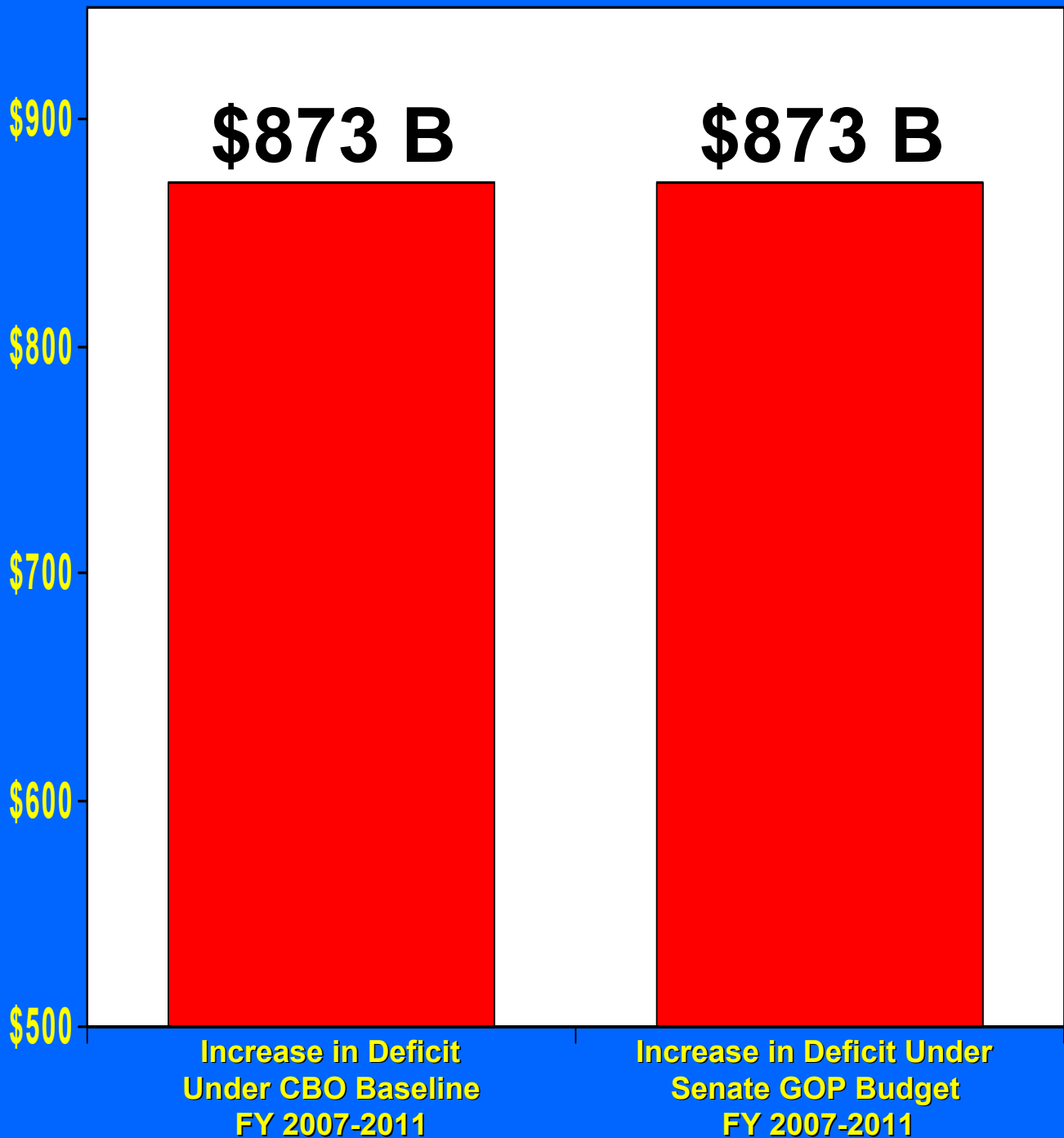
(In billions of dollars)

| <b>Fiscal year</b>                           | 2006           | 2007       | 2008       | 2009       | 2010       | 2011   |
|--|----------------|------------|------------|------------|------------|--------|
|  | <b>Summary</b> |            |            |            |            |        |
| <b>Debt Held by the Public (end of year)</b> | 4,967          | 5,336      | 5,600      | 5,809      | 5,980      | 6,169  |
| <b>Debt Subject to Limit (end of year)</b>   | 8,527          | 9,190      | 9,767      | 10,303     | 10,816     | 11,355 |
|  | <i>663</i>     | <i>577</i> | <i>536</i> | <i>513</i> | <i>539</i> |        |

Source: Senate GOP Budget Resolution

# Senate GOP Budget Provides Same Discretionary Spending Level as Bush Budget

(\$ in billions)



Source: Senate GOP Budget Resolution

# Wrong Priorities

| <b>Program</b>                          | <b>Cut</b>        |
|---|-------------------|
| <b>Byrne Justice Assistance Grants</b>  | <b>Eliminated</b> |
| <b>Safe and Drug-Free School Grants</b> | <b>Eliminated</b> |
| <b>Vocational Education</b>             | <b>Eliminated</b> |
| <b>COPS</b>                             | <b>78%</b>        |
| <b>Essential Air Service</b>            | <b>54%</b>        |
| <b>Amtrak</b>                           | <b>30%</b>        |
| <b>RUS Electrification Loans</b>        | <b>29%</b>        |

**Source: OMB**  
**FY '07 request versus FY '06 enacted.**